

Valley View



Governing Board



7 Clinics



6 Services

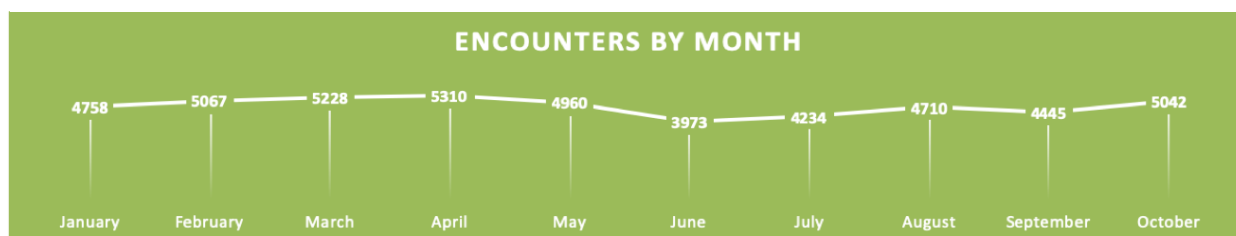


22 Providers



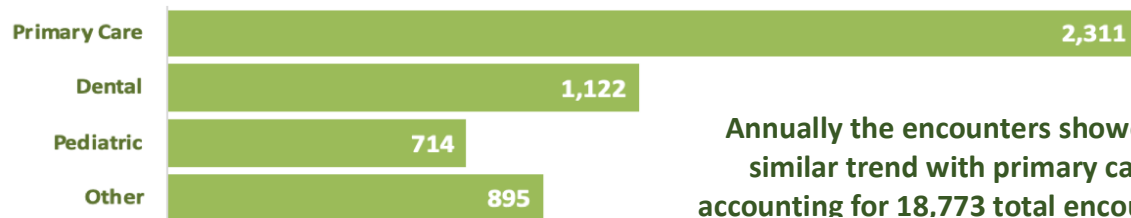
13,636 Patients

In November Valley View experienced an increase from 4,445 to 5,042, this was a 13.4 percent Increase.

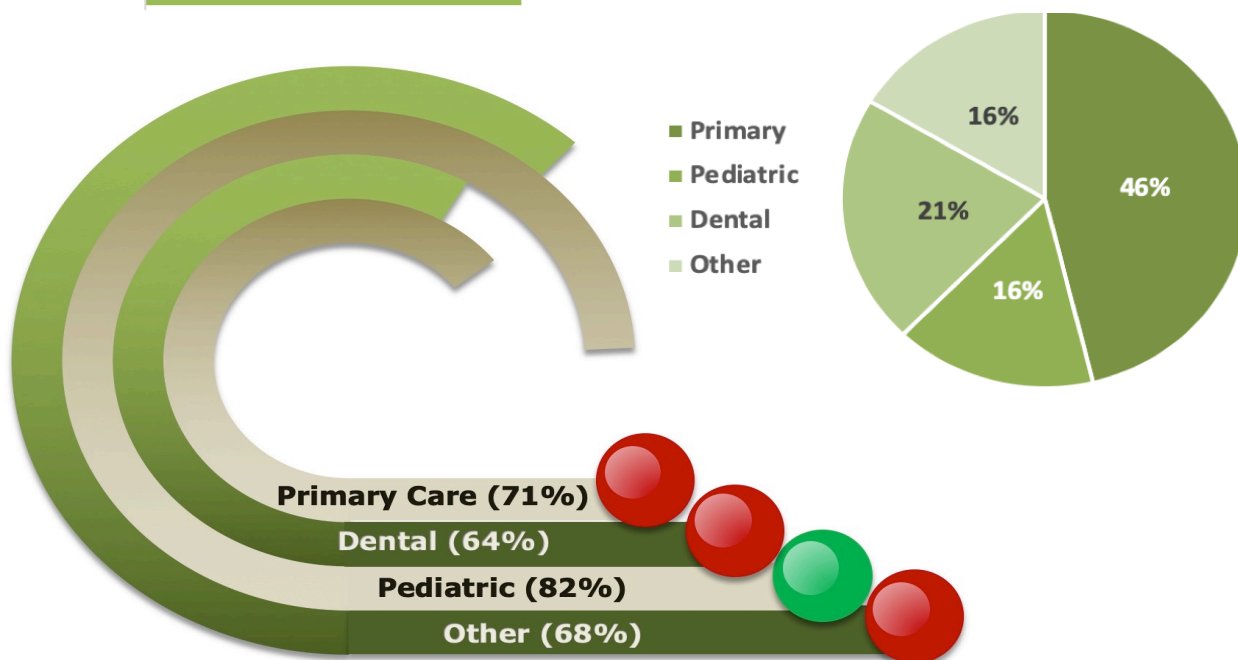


The Primary Care providers saw the most patients in November seeing 46 percent of the total patients

November Encounters by Service



Annually the encounters showed a similar trend with primary care accounting for 18,773 total encounters



In 2019 Valley View has a total encounter goal of 57,817 as of October 31st we have had 40,644 encounters, which is 70 percent of our goal. Currently Pediatrics is the only service on target to hit its goal at 82 percent. With only two months of the year remaining we need to capture an additional 17,000 encounters in order to hit our goal.