

# Valley View



# Governing Board



7 Clinics



6 Services

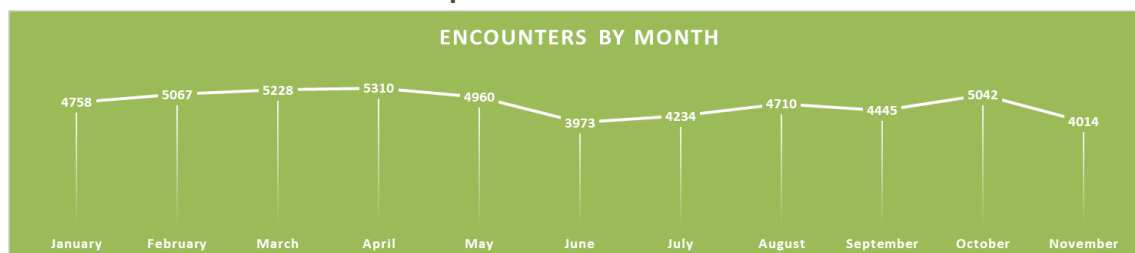


24 Providers



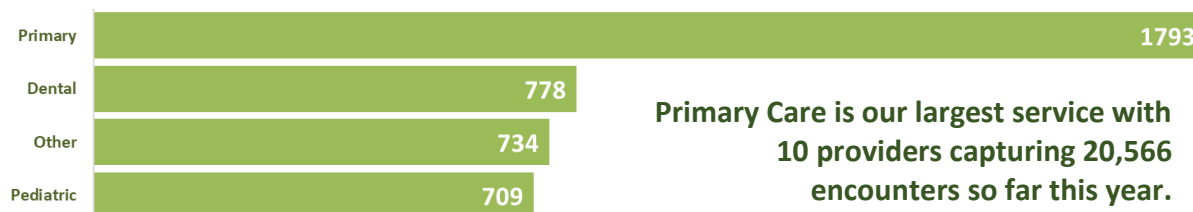
14,262 Patients

In November, Valley View experienced a decrease from 5,042 to 4,014; this was a 26.4 percent decrease.

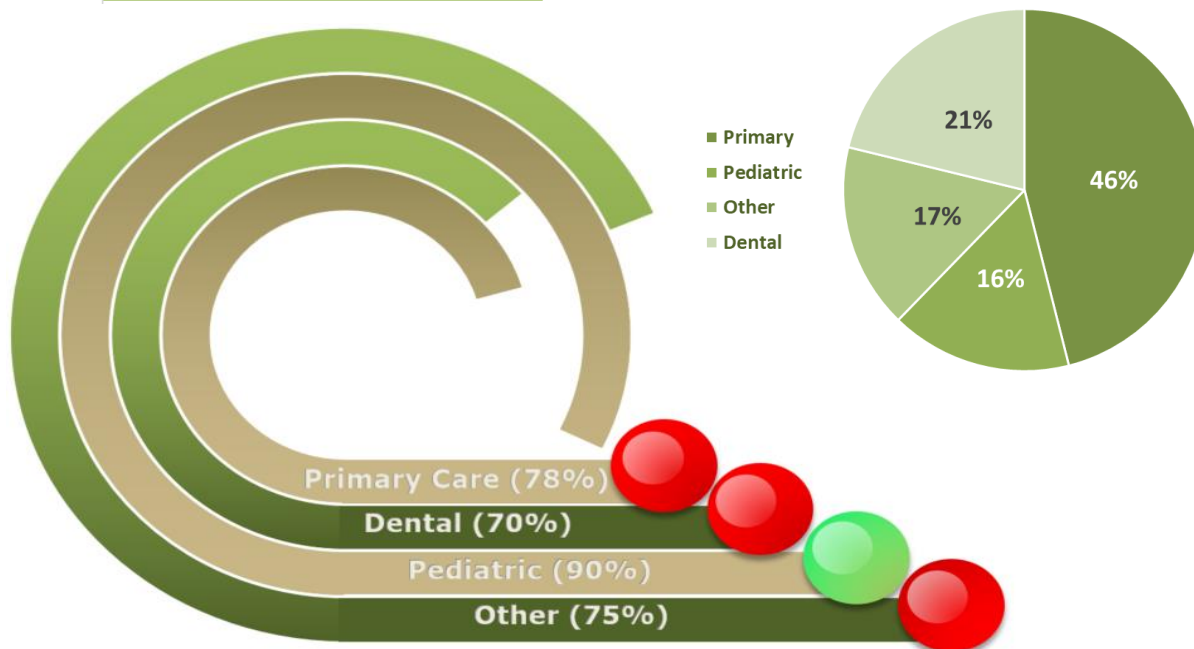


Dental saw the largest decrease suffering a 44.2 percent decrease while pediatrics experienced a slight increase from October.

## November Encounters by Service



Primary Care is our largest service with 10 providers capturing 20,566 encounters so far this year.



In 2019 Valley View has a total encounter goal of 57,817 as of November 30<sup>th</sup> we have had 44,649 encounters, which is 77.2 percent of our goal. Pediatrics is nearest to their target at 90 percent of goal and Primary care is a distant second at 78 percent to goal. For UDS, only one month of the reporting year remains, we would need to capture 6,579 unduplicated encounters to hit our UDS goal.